

2023 OTTAWA COUNTY ASSESSOR'S OFFICE REPORT TO THE EXCISE BOARD

07/20/2023

City								
DISTRICT	DESCRIPTION	PERSONAL PROPERTY	REAL PROPERTY	PUBLIC SERVICE	TOTAL VALUATION	HOMESTEAD EXEMPTIONS	OTHER EXEMPTIONS	NET VALUATION
AfCity	Afton	381,484	3,018,437	947,567	4,347,488	148,548	26,224	4,172,716
CoCity	Commerce	410,118	6,155,530	631,080	7,196,728	360,106	137,752	6,698,870
FaCity	Fairland	1,085,907	4,949,513	746,062	6,781,482	184,752	68,770	6,527,960
MiCity	Miami City	17,269,986	61,026,372	2,160,479	80,456,837	1,951,633	877,918	77,627,286
NMCity	North Miami	561,201	952,846	167,230	1,681,277	78,617	25,383	1,577,277
PeCity	Peoria	12,197	231,486	34,895	278,578	26,000	8,165	244,413
QuCity	Quapaw	1,085,283	1,936,012	962,396	3,983,691	97,000	16,876	3,869,815
WyCity	Wyandotte	194,227	722,378	874,425	1,791,030	44,793	17,003	1,729,234
CITY TOTAL VALUATION		21,000,403	78,992,574	6,524,134	106,517,111	2,891,449	1,178,091	102,447,571

County								
DISTRICT	DESCRIPTION	PERSONAL PROPERTY	REAL PROPERTY	PUBLIC SERVICE	TOTAL VALUATION	HOMESTEAD EXEMPTIONS	OTHER EXEMPTIONS	NET VALUATION
C001	County General	35,653,521	152,547,487	31,930,897	220,131,905	5,368,522	3,133,428	211,629,955
COUNTY TOTAL VALUATION		35,653,521	152,547,487	31,930,897	220,131,905	5,368,522	3,133,428	211,629,955

Fire-District								
DISTRICT	DESCRIPTION	PERSONAL PROPERTY	REAL PROPERTY	PUBLIC SERVICE	TOTAL VALUATION	HOMESTEAD EXEMPTIONS	OTHER EXEMPTIONS	NET VALUATION
EMS1	Emergency Service	35,653,521	152,547,487	31,930,897	220,131,905	5,368,522	3,133,428	211,629,955
FIRE-DISTRICT TOTAL VALUATION		35,653,521	152,547,487	31,930,897	220,131,905	5,368,522	3,133,428	211,629,955

School								
DISTRICT	DESCRIPTION	PERSONAL PROPERTY	REAL PROPERTY	PUBLIC SERVICE	TOTAL VALUATION	HOMESTEAD EXEMPTIONS	OTHER EXEMPTIONS	NET VALUATION
D-10	Turkey Ford School Distr	220,105	4,132,860	227,508	4,580,473	103,824	73,848	4,402,801
I-1	Wyandotte School Distric	1,600,397	20,793,788	5,452,058	27,846,243	823,443	544,590	26,478,210
I-14	Quapaw School District	8,552,630	12,058,387	6,995,678	27,606,695	496,223	217,799	26,892,673
I-18	Commerce School District	10,625,976	20,043,578	1,804,344	32,473,898	689,723	458,453	31,325,722
I-23	Miami School District	10,807,163	69,720,146	4,738,335	85,265,644	2,388,083	1,293,148	81,584,413
I-26	Afton School District	1,344,600	8,338,561	5,316,816	14,999,977	278,166	124,644	14,597,167
I-31	Fairland School District	2,502,159	17,370,236	7,352,209	27,224,604	589,060	420,946	26,214,598

2023 OTTAWA COUNTY ASSESSOR'S OFFICE REPORT TO THE EXCISE BOARD

07/20/2023

I-47	Welch School District	491	89,931	43,949	134,371	0	0	134,371
SCHOOL TOTAL VALUATION		35,653,521	152,547,487	31,930,897	220,131,905	5,368,522	3,133,428	211,629,955

Vo-Tech								
DISTRICT	DESCRIPTION	PERSONAL PROPERTY	REAL PROPERTY	PUBLIC SERVICE	TOTAL VALUATION	HOMESTEAD EXEMPTIONS	OTHER EXEMPTIONS	NET VALUATION
V11	NORTHEAST TECHNOLOGY CEN	35,653,521	152,547,487	31,930,897	220,131,905	5,368,522	3,133,428	211,629,955
VO-TECH TOTAL VALUATION		35,653,521	152,547,487	31,930,897	220,131,905	5,368,522	3,133,428	211,629,955

I, Becky Smith, Assessor of Ottawa County Oklahoma, do hereby certify that the foregoing is a true and correct statement of valuations for Real Estate, Personal Property, Public Service and Homestead Exemptions as certified by the State Board of Equalization and shown by the records in the County Assessor's office. Subscribed by my name and affixed the seal of the County Assessors office on this day of 07/20/2023.

State of Oklahoma)
) SS
 Ottawa County)

Becky Smith

7/20/23

Date

Becky Smith
 County Assessor
 Ottawa County

Seal

I, County Clerk of Ottawa County Oklahoma, do hereby certify that the above is a true, correct and complete list of the valuations of Ottawa County Oklahoma as certified by the Ottawa County Assessor's office.

Robin Mitchell

County Clerk
 Ottawa County

Seal

Excise Board:

Larry J. Stafford Larry Radford

7-25-2023

Date



Real	Count	Value
Agricultural	4	42,608
Commercial	79	1,048,274
Residential	636	1,927,555
Total Real Value	719	3,018,437

Homestead	140	148,548
Veteran	5	26,224
Other	0	0
Total Exempt	154	174,772

TIF Increment Value

Net Assessed 2,843,665

Net Assessed Under Protest

Senior Freeze	19	82,641
Capped Parcels	448	1,055,875

Personal	Count	Value
Agricultural	4	4,747
Commercial	34	355,461
Mobile Home	7	21,276
Total Personal	45	381,484

Total Exempt 0

TIF Increment Value

Net Assessed 381,484

Net Assessed Under Protest

Public Service	Count	Value
Total PS Value	12	947,567

TIF Increment Value

Net Assessed 947,567

District Totals

Total Gross Value	4,347,488
Homestead Loss	148,548
Other Exemption Loss	26,224

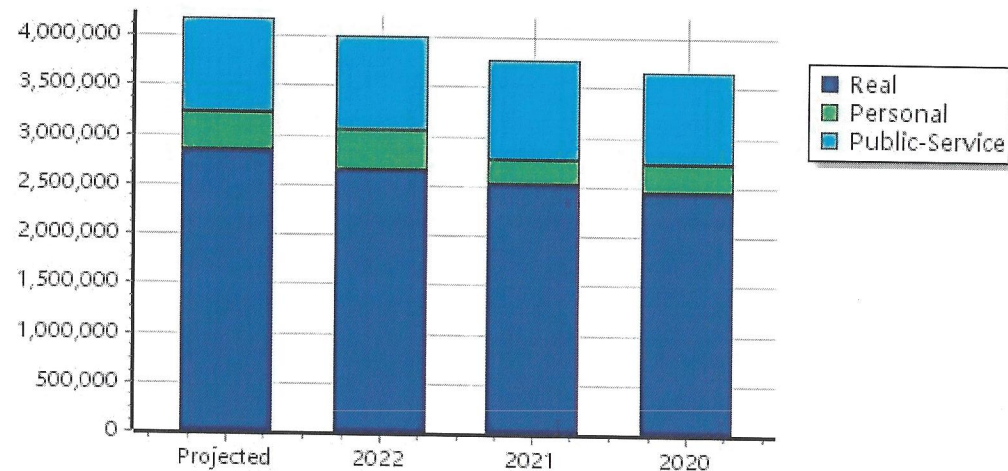
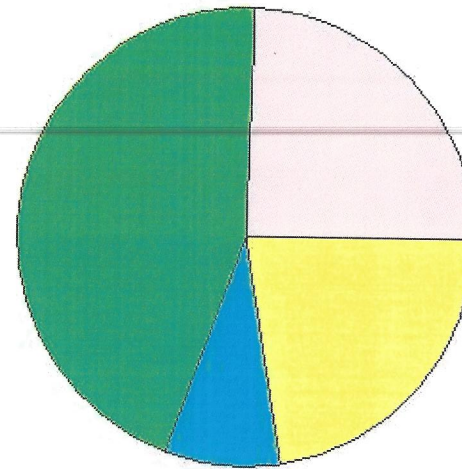
TIF Increment Value

Retained TIF Value

Net Assessed Value 4,172,716

Net Assessed Under Protest

* Public Service Protests Values are not included on this report.



CoCity Commerce

District Type : City

Real	Count	Value
Agricultural	8	27,478
Commercial	109	1,793,562
Residential	1,047	4,334,490
Total Real Value	1,164	6,155,530

Homestead	333	360,106
Veteran	20	137,752
Other	0	0
Total Exempt	387	497,858

TIF Increment Value

Net Assessed 5,657,672

Net Assessed Under Protest

Senior Freeze	48	125,245
Capped Parcels	663	2,131,172

Personal	Count	Value
Agricultural	8	12,324
Commercial	57	940,589
Mobile Home	3	8,966
Total Personal	68	961,879

Total Exempt 1 551,761

TIF Increment Value


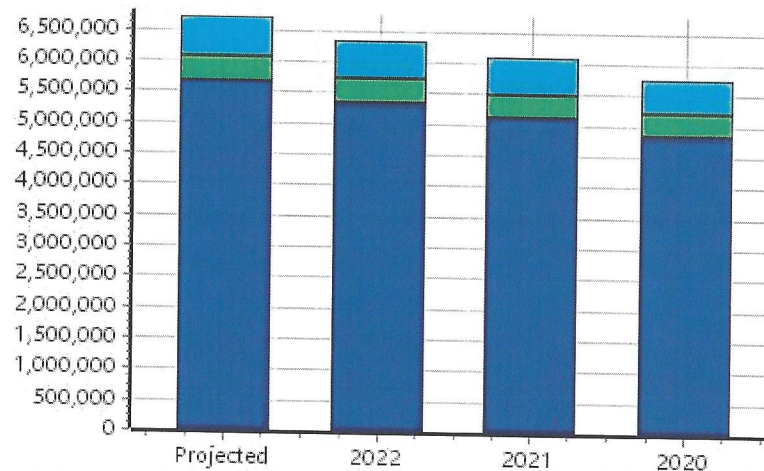
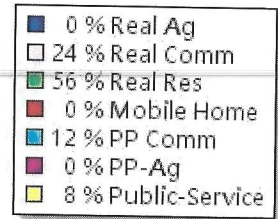
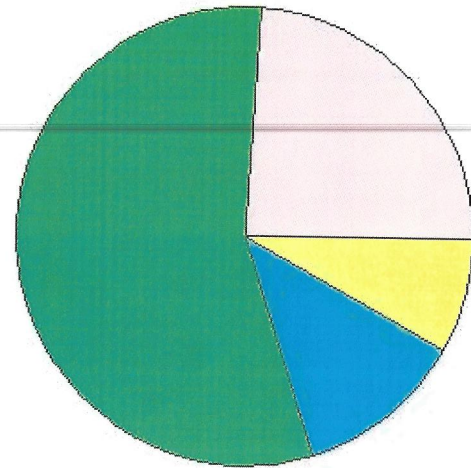
Net Assessed 410,118

Net Assessed Under Protest

Public Service	Count	Value
Total PS Value	8	631,080

TIF Increment Value

Net Assessed 631,080



District Totals

Total Gross Value 7,748,489

Homestead Loss 360,106

Other Exemption Loss 689,513

TIF Increment Value


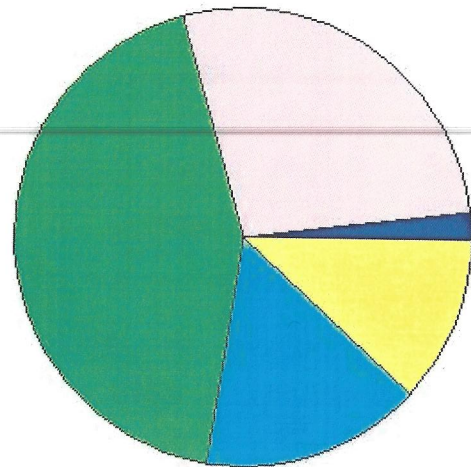
Retained TIF Value

Net Assessed Value 6,698,870


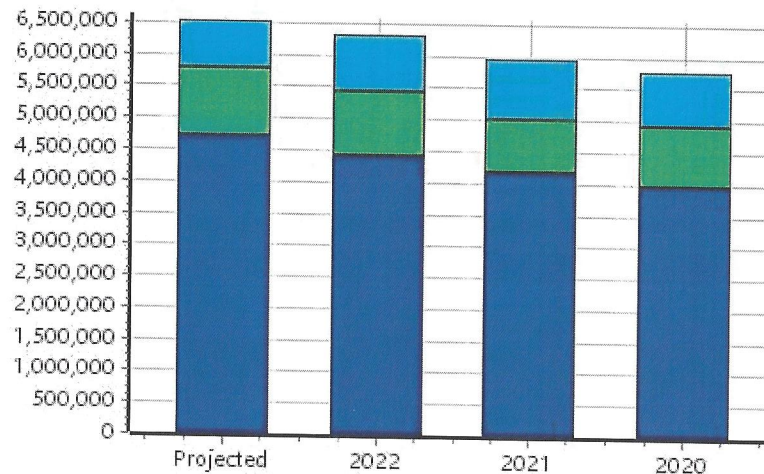
Net Assessed Under Protest

* Public Service Protests Values are not included on this report.

Real	Count	Value
Agricultural	5	68,979
Commercial	84	1,837,952
Residential	497	3,042,582
Total Real Value	586	4,949,513
Homestead	172	184,752
Veteran	8	68,770
Other	0	0
Total Exempt	195	253,522
TIF Increment Value		
Net Assessed		4,695,991
Net Assessed Under Protest		
Senior Freeze	23	107,307
Capped Parcels	385	1,310,614



Personal	Count	Value
Agricultural	5	7,476
Commercial	37	1,076,440
Mobile Home	1	1,991
Total Personal	43	1,085,907
Total Exempt	0	0
TIF Increment Value		
Net Assessed		1,085,907
Net Assessed Under Protest		
Public Service	Count	Value
Total PS Value	11	746,062
TIF Increment Value		
Net Assessed		746,062



District Totals	
Total Gross Value	6,781,482
Homestead Loss	184,752
Other Exemption Loss	68,770
TIF Increment Value	
Retained TIF Value	
Net Assessed Value	6,527,960
Net Assessed Under Protest	

* Public Service Protests Values are not included on this report.

Real	Count	Value
Agricultural	23	119,577
Commercial	541	19,517,702
Residential	5,499	41,389,093
Total Real Value	6,063	61,026,372

Homestead	1,820	1,951,633
Veteran	84	877,918
Other	0	0
Total Exempt	2,038	2,829,551

TIF Increment Value

Net Assessed 58,196,821

Net Assessed Under Protest

Senior Freeze	261	1,255,197
Capped Parcels	4,117	14,354,304

Personal	Count	Value
Agricultural	6	9,391
Commercial	428	19,024,603
Mobile Home	18	40,862
Total Personal	452	19,074,856

Total Exempt 4 1,804,870

TIF Increment Value

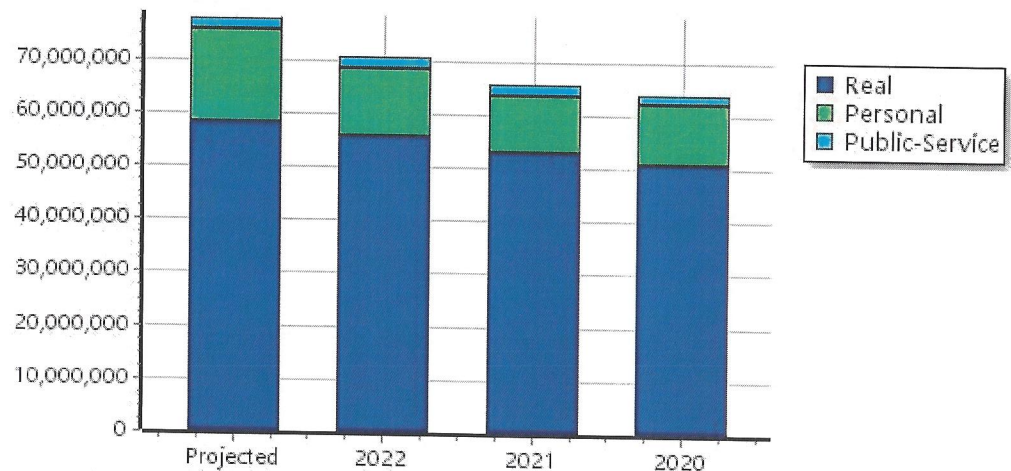

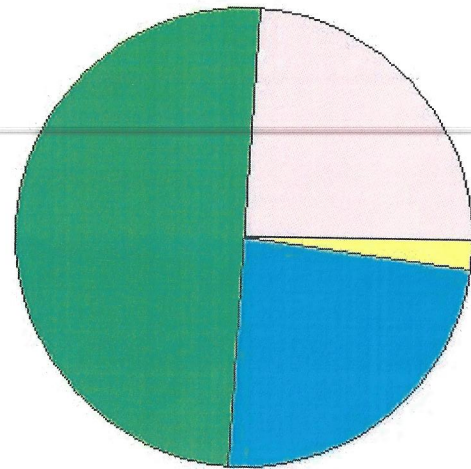
Net Assessed 17,269,986

Net Assessed Under Protest

Public Service	Count	Value
Total PS Value	25	2,160,479

TIF Increment Value

Net Assessed 2,160,479



District Totals

Total Gross Value	82,261,707
Homestead Loss	1,951,633
Other Exemption Loss	2,682,788

TIF Increment Value


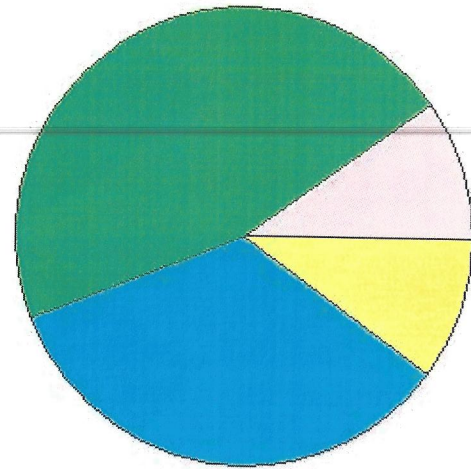
Retained TIF Value

Net Assessed Value 77,627,286

Net Assessed Under Protest

* Public Service Protests Values are not included on this report.

Real	Count	Value
Agricultural	2	7,186
Commercial	19	159,247
Residential	222	786,413
Total Real Value	243	952,846
Homestead	70	78,617
Veteran	3	25,383
Other	0	0
Total Exempt	83	104,000



TIF Increment Value

Net Assessed 848,846

Net Assessed Under Protest

Senior Freeze	9	25,580
Capped Parcels	122	363,371

Personal	Count	Value
Agricultural	0	0
Commercial	7	561,201
Mobile Home	0	0
Total Personal	7	561,201
Total Exempt	0	0

TIF Increment Value

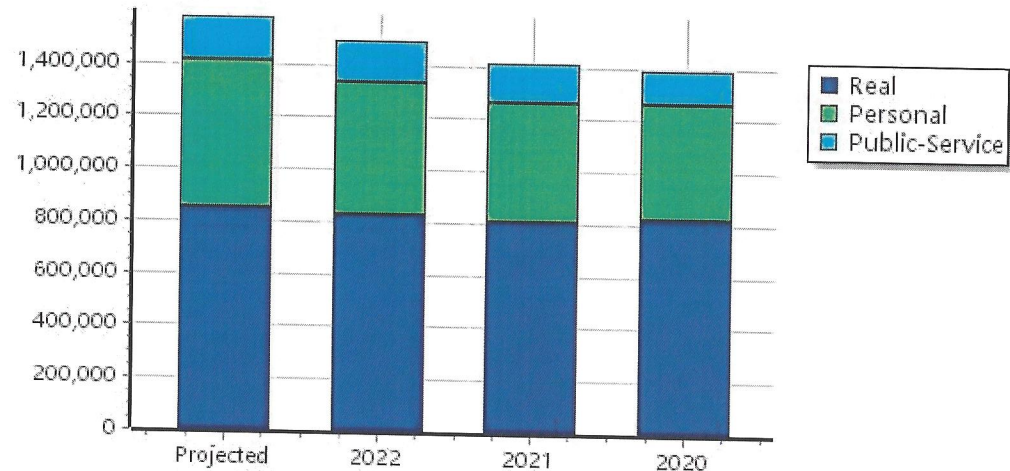
Net Assessed 561,201

Net Assessed Under Protest

Public Service	Count	Value
Total PS Value	6	167,230

TIF Increment Value

Net Assessed 167,230



District Totals	
Total Gross Value	1,681,277
Homestead Loss	78,617
Other Exemption Loss	25,383
TIF Increment Value	
Retained TIF Value	
Net Assessed Value	1,577,277

Net Assessed Under Protest
 * Public Service Protests Values are not included on this report.

Real	Count	Value
Agricultural	0	0
Commercial	2	3,323
Residential	115	228,163
Total Real Value	117	231,486

Homestead	22	26,000
Veteran	4	8,165
Other	0	0
Total Exempt	30	34,165

TIF Increment Value

Net Assessed 197,321

Net Assessed Under Protest

Senior Freeze	6	20,559
Capped Parcels	32	69,524

Personal	Count	Value
Agricultural	1	3,163
Commercial	1	17
Mobile Home	4	9,017
Total Personal	6	12,197

Total Exempt 0 0

TIF Increment Value

Net Assessed 12,197

Net Assessed Under Protest

Public Service	Count	Value
Total PS Value	5	34,895

TIF Increment Value

Net Assessed 34,895

District Totals

Total Gross Value 278,578

Homestead Loss 26,000

Other Exemption Loss 8,165


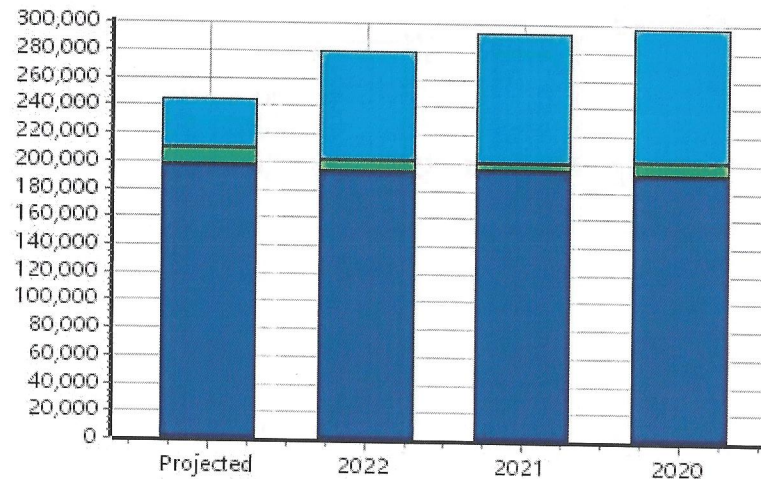
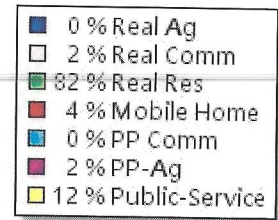
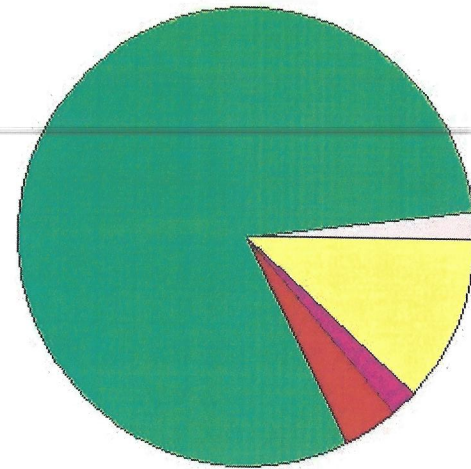
TIF Increment Value

Retained TIF Value

Net Assessed Value 244,413

Net Assessed Under Protest

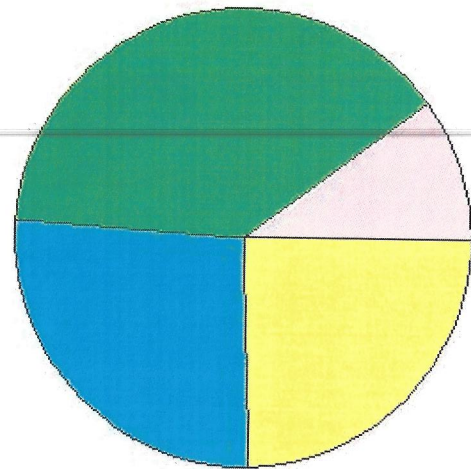
* Public Service Protests Values are not included on this report.



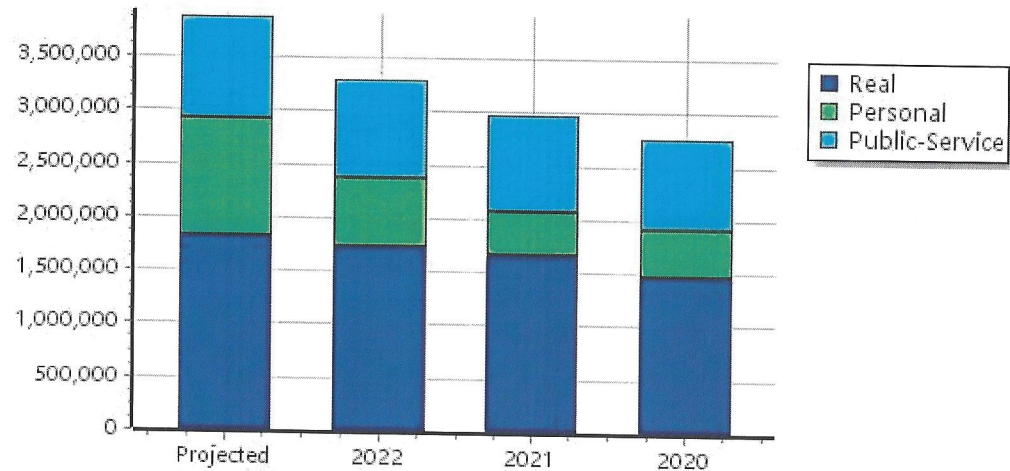
QuCity Quapaw

District Type : City

Real	Count	Value
Agricultural	57	8,553
Commercial	36	392,862
Residential	515	1,534,597
Total Real Value	608	1,936,012
Homestead	91	97,000
Veteran	4	16,876
Other	0	0
Total Exempt	101	113,876
TIF Increment Value		
Net Assessed		1,822,136
Net Assessed Under Protest		
Senior Freeze	10	36,459
Capped Parcels	274	875,836



Personal	Count	Value
Agricultural	18	10,938
Commercial	19	1,035,327
Mobile Home	18	39,018
Total Personal	55	1,085,283
Total Exempt	0	0
TIF Increment Value		
Net Assessed		1,085,283
Net Assessed Under Protest		
Public Service	Count	Value
Total PS Value	9	962,396
TIF Increment Value		
Net Assessed		962,396


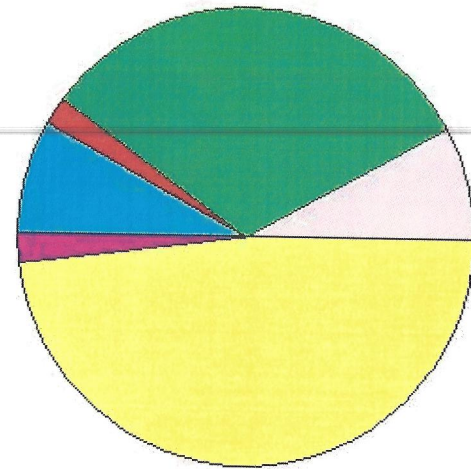


District Totals

Total Gross Value	3,983,691
Homestead Loss	97,000
Other Exemption Loss	16,876
TIF Increment Value	
Retained TIF Value	
Net Assessed Value	3,869,815
Net Assessed Under Protest	

* Public Service Protests Values are not included on this report.

Real	Count	Value
Agricultural	1	9,633
Commercial	12	146,840
Residential	166	565,905
Total Real Value	179	722,378
Homestead	45	44,793
Veteran	5	17,003
Other	0	0
Total Exempt	51	61,796



TIF Increment Value

Net Assessed 660,582

Net Assessed Under Protest

Senior Freeze	5	15,692
Capped Parcels	131	674,367

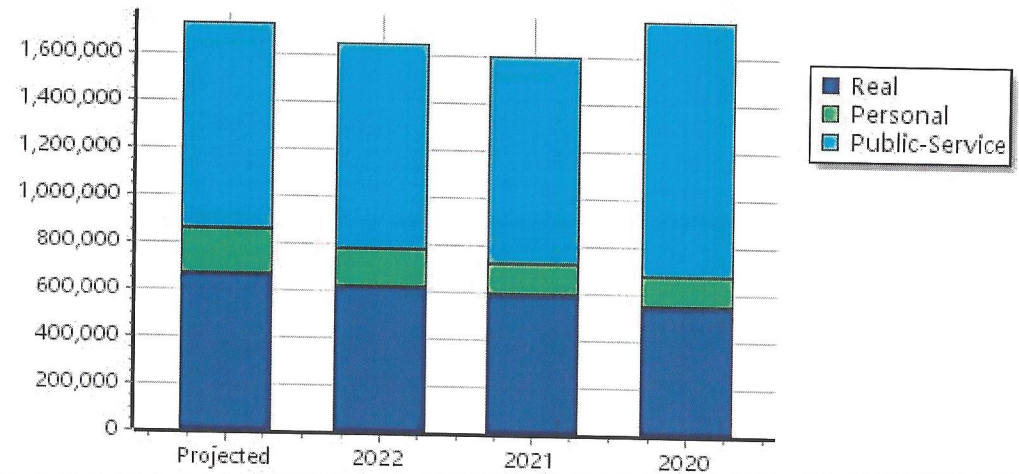
Personal	Count	Value
Agricultural	1	22,500
Commercial	23	133,283
Mobile Home	7	38,444
Total Personal	31	194,227
Total Exempt	0	0

TIF Increment Value

Net Assessed 194,227

Net Assessed Under Protest

Public Service	Count	Value
Total PS Value	11	874,425
TIF Increment Value		
Net Assessed		874,425



District Totals

Total Gross Value	1,791,030
Homestead Loss	44,793
Other Exemption Loss	17,003
TIF Increment Value	
Retained TIF Value	
Net Assessed Value	1,729,234

Net Assessed Under Protest
 * Public Service Protests Values are not included on this report.

C001 County General

District Type : County

Real	Count	Value
Agricultural	4,871	24,019,004
Commercial	1,041	30,126,605
Residential	14,715	98,401,878
Total Real Value	20,627	152,547,487

Homestead	5,056	5,368,522
Veteran	297	3,133,428
Other	0	0
Total Exempt	5,687	8,501,950

TIF Increment Value

Net Assessed 144,045,537

Net Assessed Under Protest

Senior Freeze	625	3,079,932
Capped Parcels	11,861	41,834,920

Personal	Count	Value
Agricultural	1,036	2,562,987
Commercial	844	37,153,495
Mobile Home	343	1,028,890
Total Personal	2,223	40,745,372

Total Exempt 17 5,091,851

TIF Increment Value


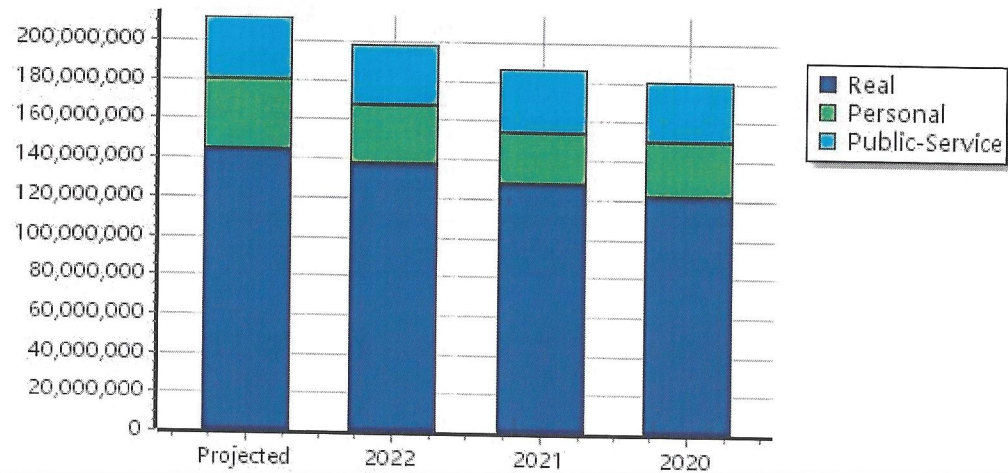

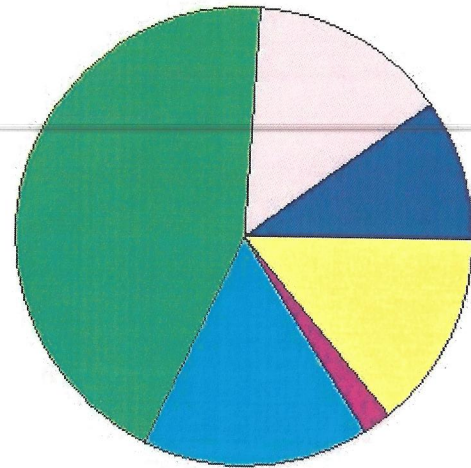
Net Assessed 35,653,521

Net Assessed Under Protest

Public Service	Count	Value
Total PS Value	204	31,930,897

TIF Increment Value

Net Assessed 31,930,897



District Totals

Total Gross Value 225,223,756

Homestead Loss 5,368,522

Other Exemption Loss 8,225,279

TIF Increment Value

Retained TIF Value

Net Assessed Value 211,629,955


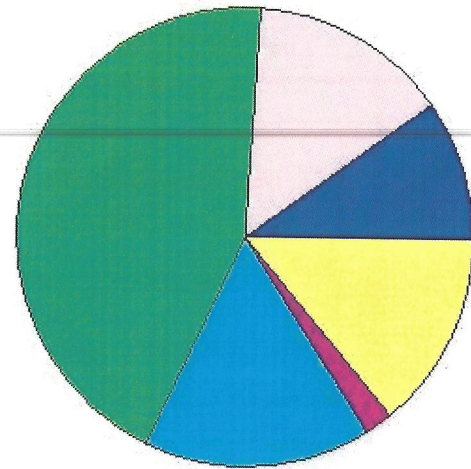
Net Assessed Under Protest

* Public Service Protests Values are not included on this report.

EMS1 Emergency Service

District Type : Fire-District

Real	Count	Value
Agricultural	4,871	24,019,004
Commercial	1,041	30,126,605
Residential	14,715	98,401,878
Total Real Value	20,627	152,547,487
Homestead	5,056	5,368,522
Veteran	297	3,133,428
Other	0	0
Total Exempt	5,687	8,501,950



TIF Increment Value

Net Assessed 144,045,537

Net Assessed Under Protest

Senior Freeze	625	3,079,932
Capped Parcels	11,861	41,834,920

Personal	Count	Value
Agricultural	1,036	2,562,987
Commercial	844	37,153,495
Mobile Home	343	1,028,890
Total Personal	2,223	40,745,372
Total Exempt	17	5,091,851

TIF Increment Value

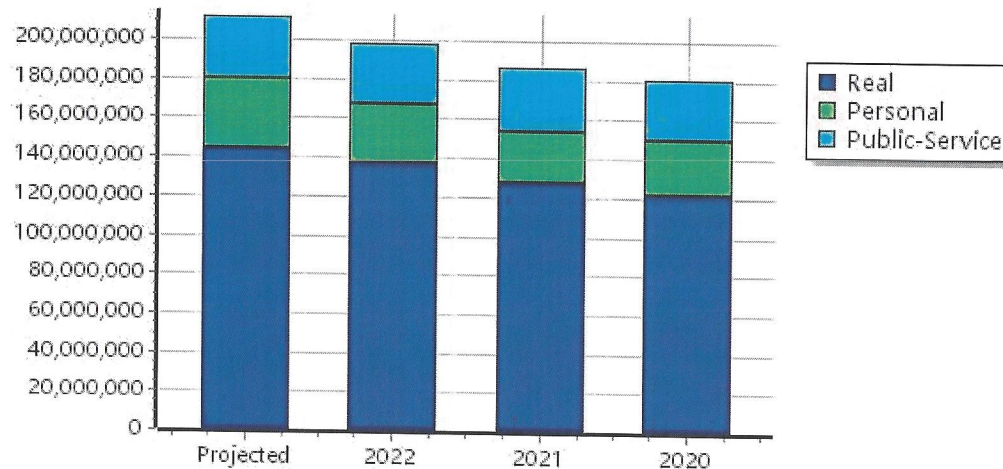
Net Assessed 35,653,521

Net Assessed Under Protest

Public Service	Count	Value
Total PS Value	204	31,930,897

TIF Increment Value

Net Assessed 31,930,897



District Totals	
Total Gross Value	225,223,756
Homestead Loss	5,368,522
Other Exemption Loss	8,225,279
TIF Increment Value	
Retained TIF Value	
Net Assessed Value	211,629,955
Net Assessed Under Protest	

* Public Service Protests Values are not included on this report.

Real	Count	Value
Agricultural	258	1,163,143
Commercial	2	6,007
Residential	454	2,963,710
Total Real Value	714	4,132,860

Homestead	99	103,824
Veteran	9	73,848
Other	0	0
Total Exempt	113	177,672

TIF Increment Value

Net Assessed 3,955,188

Net Assessed Under Protest

Senior Freeze	8	61,462
Capped Parcels	342	1,021,451

Personal	Count	Value
Agricultural	84	146,678
Commercial	6	5,980
Mobile Home	21	67,647
Total Personal	111	220,305

Total Exempt 1 200

TIF Increment Value

Net Assessed 220,105

Net Assessed Under Protest

Public Service	Count	Value
Total PS Value	7	227,508

TIF Increment Value

Net Assessed 227,508

District Totals

Total Gross Value 4,580,673

Homestead Loss 103,824

Other Exemption Loss 74,048

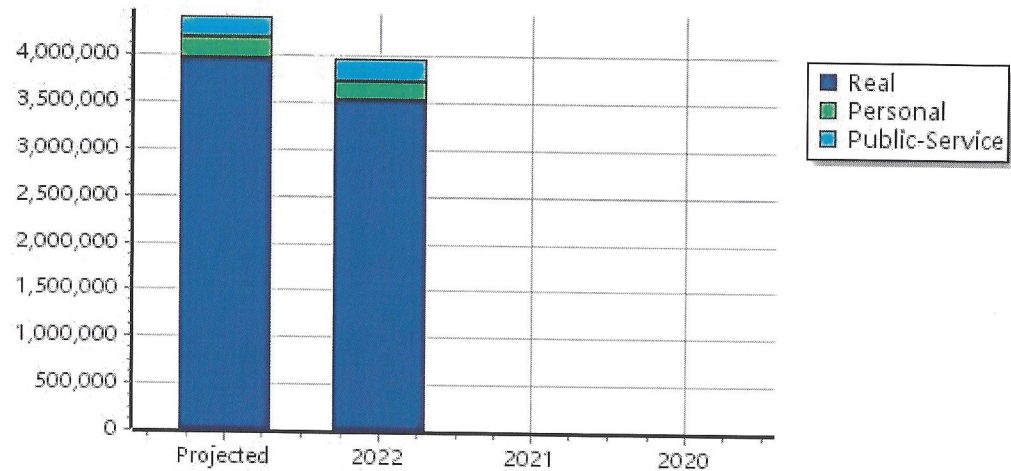
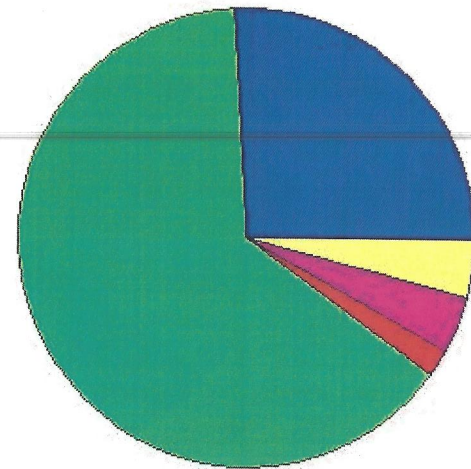
TIF Increment Value

Retained TIF Value

Net Assessed Value 4,402,801

Net Assessed Under Protest

* Public Service Protests Values are not included on this report.



Real	Count	Value
Agricultural	1,023	5,252,932
Commercial	47	772,391
Residential	2,112	14,768,465
Total Real Value	3,182	20,793,788

Homestead	788	823,443
Veteran	55	544,590
Other	0	0
Total Exempt	881	1,368,033

TIF Increment Value

Net Assessed 19,425,755

Net Assessed Under Protest

Senior Freeze	77	395,585
Capped Parcels	1,633	6,239,024

Personal	Count	Value
Agricultural	261	607,446
Commercial	73	613,684
Mobile Home	109	379,267
Total Personal	443	1,600,397

Total Exempt 0 0

TIF Increment Value

Net Assessed 1,600,397

Net Assessed Under Protest

Public Service	Count	Value
Total PS Value	26	5,452,058

TIF Increment Value

Net Assessed 5,452,058

District Totals

Total Gross Value 27,846,243

Homestead Loss 823,443

Other Exemption Loss 544,590


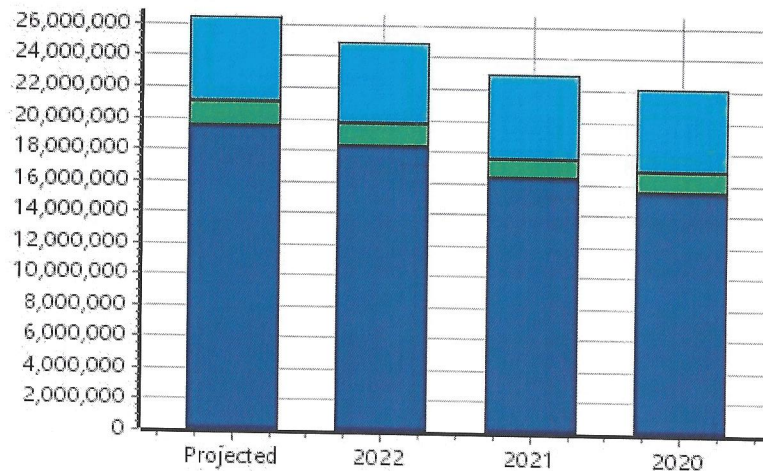

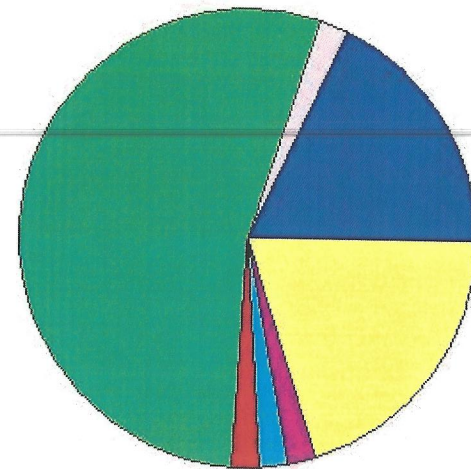
TIF Increment Value

Retained TIF Value

Net Assessed Value 26,478,210

Net Assessed Under Protest

* Public Service Protests Values are not included on this report.



Real	Count	Value
Agricultural	1,132	3,574,686
Commercial	57	2,006,146
Residential	1,441	6,477,555
Total Real Value	2,630	12,058,387

Homestead	461	496,223
Veteran	29	217,799
Other	0	0
Total Exempt	526	714,022

TIF Increment Value

Net Assessed 11,344,365

Net Assessed Under Protest

Senior Freeze	66	315,770
Capped Parcels	1,216	3,758,901

Personal	Count	Value
Agricultural	137	246,819
Commercial	68	10,664,891
Mobile Home	89	223,674
Total Personal	294	11,135,384

Total Exempt 5 2,582,754

TIF Increment Value


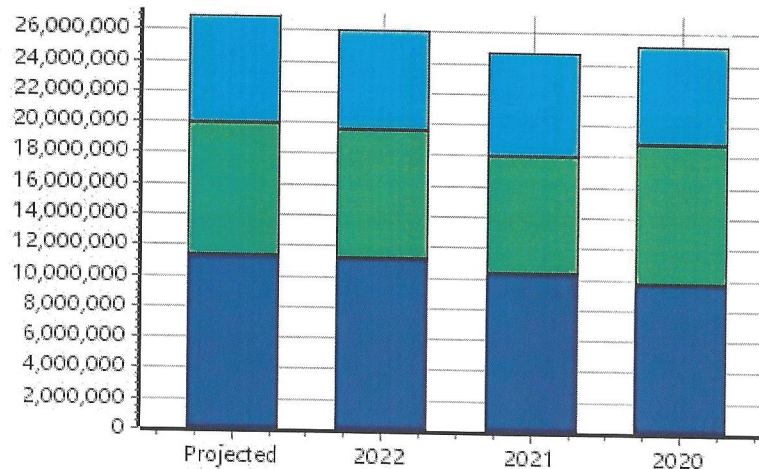

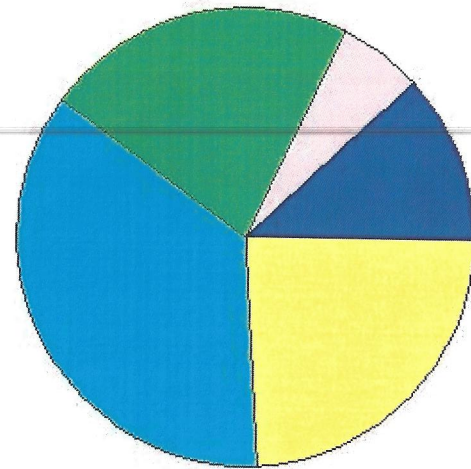
Net Assessed 8,552,630

Net Assessed Under Protest

Public Service	Count	Value
Total PS Value	39	6,995,678

TIF Increment Value

Net Assessed 6,995,678



District Totals

Total Gross Value 30,189,449

Homestead Loss 496,223

Other Exemption Loss 2,800,553

TIF Increment Value

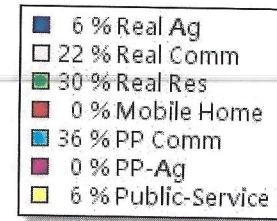
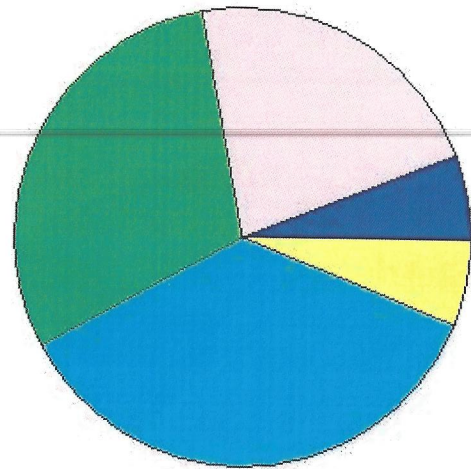
Retained TIF Value

Net Assessed Value 26,892,673

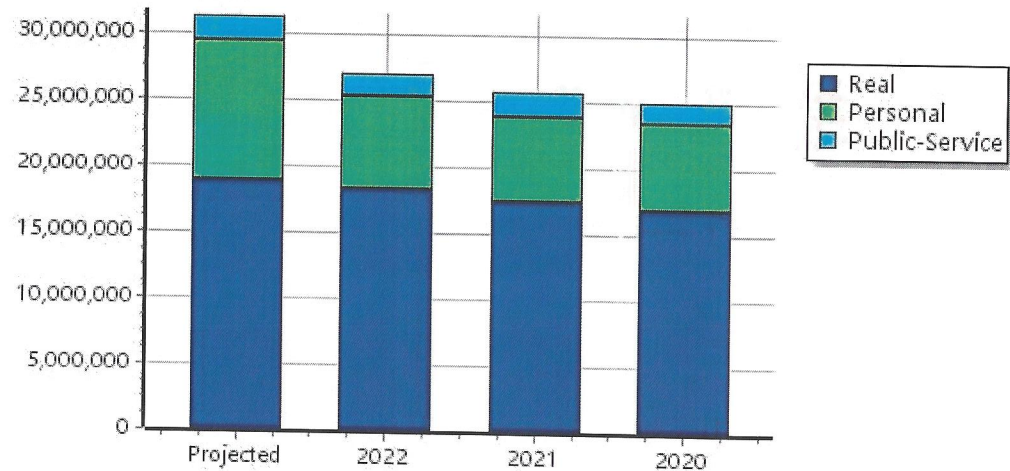
Net Assessed Under Protest

* Public Service Protests Values are not included on this report.

Real	Count	Value
Agricultural	507	2,041,766
Commercial	200	7,323,358
Residential	1,798	10,678,454
Total Real Value	2,505	20,043,578
Homestead	634	689,723
Veteran	39	458,453
Other	0	0
Total Exempt	737	1,148,176
TIF Increment Value		
Net Assessed		18,895,402
Net Assessed Under Protest		
Senior Freeze	85	353,833
Capped Parcels	1,317	5,029,230



Personal	Count	Value
Agricultural	65	170,059
Commercial	128	12,476,154
Mobile Home	9	38,544
Total Personal	202	12,684,757
Total Exempt	3	2,058,781
TIF Increment Value		
Net Assessed		10,625,976
Net Assessed Under Protest		
Public Service	Count	Value
Total PS Value	32	1,804,344
TIF Increment Value		
Net Assessed		1,804,344



District Totals	
Total Gross Value	34,532,679
Homestead Loss	689,723
Other Exemption Loss	2,517,234
TIF Increment Value	
Retained TIF Value	
Net Assessed Value	31,325,722
Net Assessed Under Protest	

* Public Service Protests Values are not included on this report.

Real	Count	Value
Agricultural	659	4,081,374
Commercial	541	16,628,818
Residential	6,498	49,009,954
Total Real Value	7,698	69,720,146

Homestead	2,250	2,388,083
Veteran	106	1,293,148
Other	0	0
Total Exempt	2,499	3,681,231

TIF Increment Value

Net Assessed 66,038,915

Net Assessed Under Protest

Senior Freeze	307	1,542,176
Capped Parcels	5,091	16,666,622

Personal	Count	Value
Agricultural	161	428,635
Commercial	421	10,726,178
Mobile Home	39	100,266
Total Personal	621	11,255,079

Total Exempt 6 447,916

TIF Increment Value


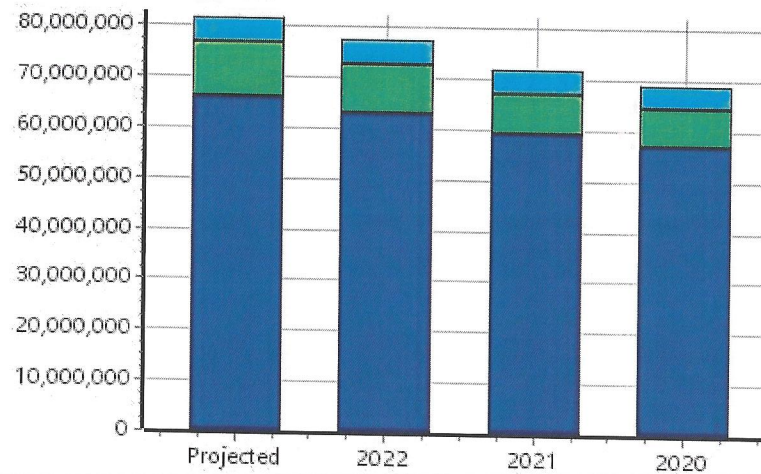
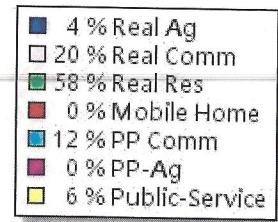
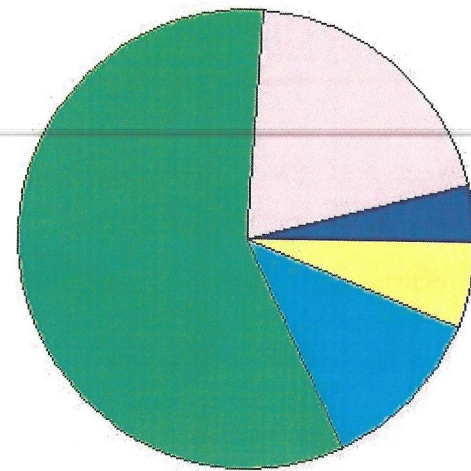
Net Assessed 10,807,163

Net Assessed Under Protest

Public Service	Count	Value
Total PS Value	39	4,738,335

TIF Increment Value

Net Assessed 4,738,335



District Totals

Total Gross Value	85,713,560
Homestead Loss	2,388,083
Other Exemption Loss	1,741,064

TIF Increment Value

Retained TIF Value

Net Assessed Value 81,584,413

Net Assessed Under Protest

* Public Service Protests Values are not included on this report.

Real	Count	Value
Agricultural	528	3,147,671
Commercial	90	1,219,734
Residential	904	3,971,156
Total Real Value	1,522	8,338,561

Homestead	266	278,166
Veteran	18	124,644
Other	0	0
Total Exempt	297	402,810

TIF Increment Value

Net Assessed 7,935,751

Net Assessed Under Protest

Senior Freeze	28	146,967
Capped Parcels	869	2,288,726

Personal	Count	Value
Agricultural	93	347,934
Commercial	64	926,570
Mobile Home	20	70,096
Total Personal	177	1,344,600

Total Exempt 0

TIF Increment Value

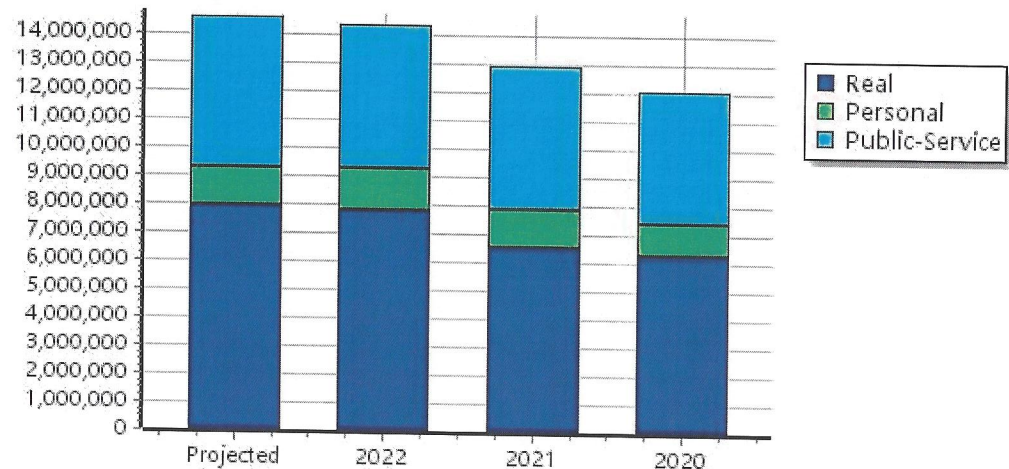
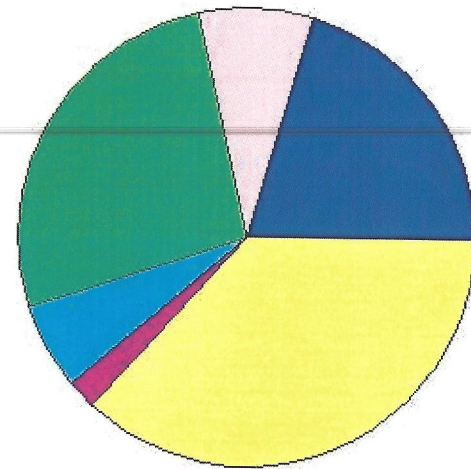
Net Assessed 1,344,600

Net Assessed Under Protest

Public Service	Count	Value
Total PS Value	31	5,316,816

TIF Increment Value

Net Assessed 5,316,816



District Totals

Total Gross Value 14,999,977

Homestead Loss 278,166

Other Exemption Loss 124,644

TIF Increment Value


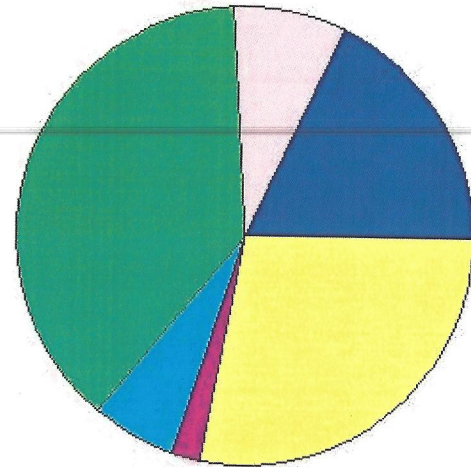
Retained TIF Value

Net Assessed Value 14,597,167

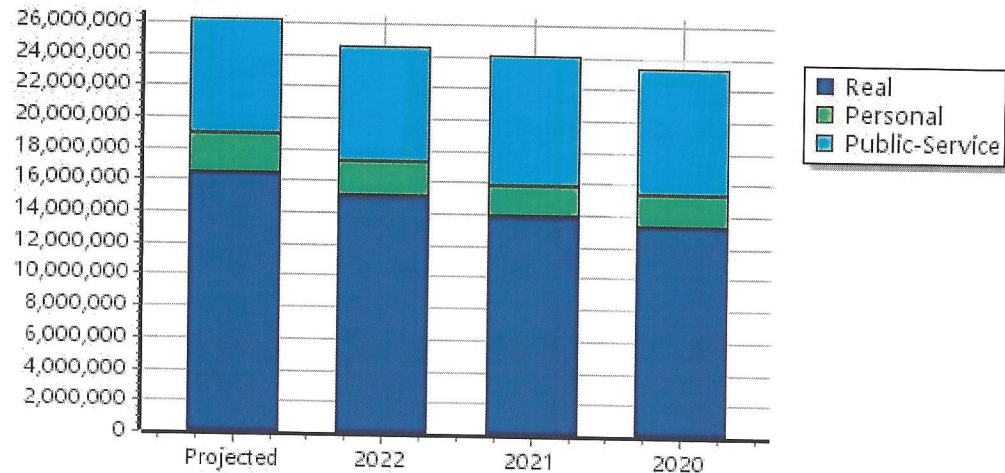
Net Assessed Under Protest

* Public Service Protests Values are not included on this report.

Real	Count	Value
Agricultural	709	4,670,305
Commercial	104	2,170,151
Residential	1,504	10,529,780
Total Real Value	2,317	17,370,236
Homestead	558	589,060
Veteran	41	420,946
Other	0	0
Total Exempt	634	1,010,006
TIF Increment Value		
Net Assessed		16,360,230
Net Assessed Under Protest		
Senior Freeze	54	264,139
Capped Parcels	1,354	6,779,619




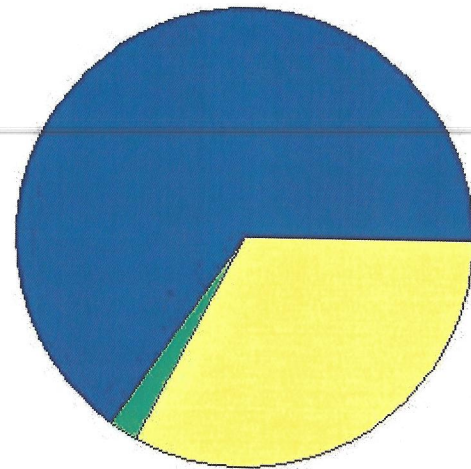
Personal	Count	Value
Agricultural	235	615,416
Commercial	83	1,740,035
Mobile Home	55	148,908
Total Personal	373	2,504,359
Total Exempt	2	2,200
TIF Increment Value		
Net Assessed		2,502,159
Net Assessed Under Protest		
Public Service	Count	Value
Total PS Value	27	7,352,209
TIF Increment Value		
Net Assessed		7,352,209



District Totals	
Total Gross Value	27,226,804
Homestead Loss	589,060
Other Exemption Loss	423,146
TIF Increment Value	
Retained TIF Value	
Net Assessed Value	26,214,598
Net Assessed Under Protest	

* Public Service Protests Values are not included on this report.

Real	Count	Value
Agricultural	55	87,127
Commercial	0	0
Residential	4	2,804
Total Real Value	59	89,931
Homestead	0	0
Veteran	0	0
Other	0	0
Total Exempt	0	0

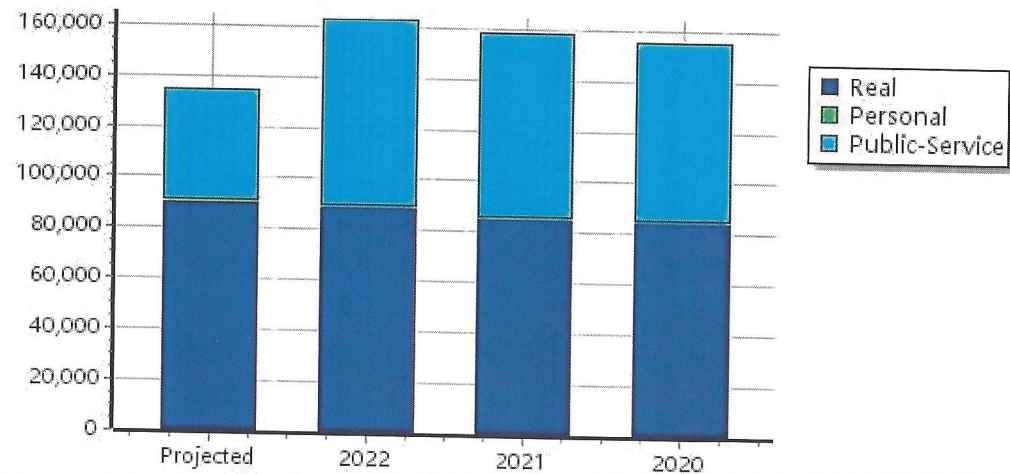


TIF Increment Value

Net Assessed 89,931

Net Assessed Under Protest

Senior Freeze	0	0
Capped Parcels	39	51,347



Personal	Count	Value
Agricultural	0	0
Commercial	1	3
Mobile Home	1	488
Total Personal	2	491
Total Exempt	0	0

TIF Increment Value

Net Assessed 491

Net Assessed Under Protest

Public Service	Count	Value
Total PS Value	3	43,949
TIF Increment Value		
Net Assessed		43,949

District Totals	
Total Gross Value	134,371
Homestead Loss	0
Other Exemption Loss	0
TIF Increment Value	
Retained TIF Value	
Net Assessed Value	134,371
Net Assessed Under Protest	

* Public Service Protests Values are not included on this report.

Real	Count	Value
Agricultural	4,871	24,019,004
Commercial	1,041	30,126,605
Residential	14,715	98,401,878
Total Real Value	20,627	152,547,487

Homestead	5,056	5,368,522
Veteran	297	3,133,428
Other	0	0
Total Exempt	5,687	8,501,950

TIF Increment Value

Net Assessed 144,045,537

Net Assessed Under Protest

Senior Freeze	625	3,079,932
Capped Parcels	11,861	41,834,920

Personal	Count	Value
Agricultural	1,036	2,562,987
Commercial	844	37,153,495
Mobile Home	343	1,028,890
Total Personal	2,223	40,745,372

Total Exempt 17 5,091,851

TIF Increment Value


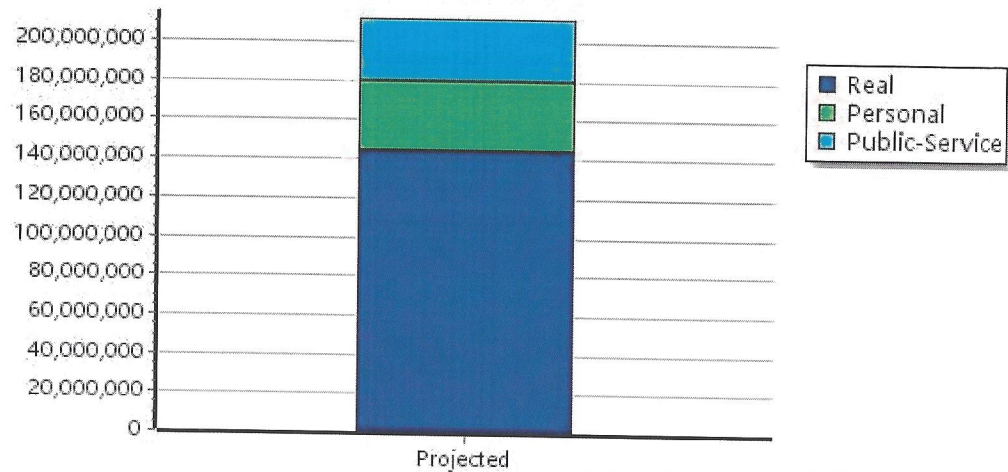

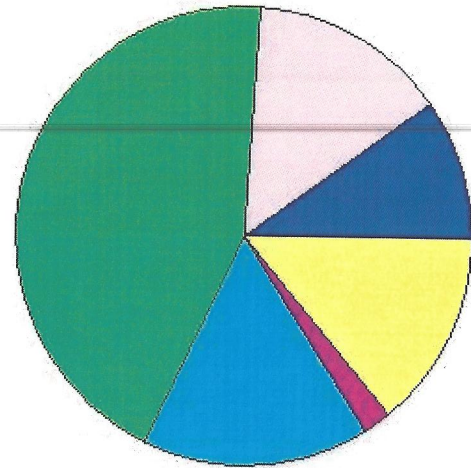
Net Assessed 35,653,521

Net Assessed Under Protest

Public Service	Count	Value
Total PS Value	204	31,930,897

TIF Increment Value

Net Assessed 31,930,897



District Totals

Total Gross Value 225,223,756

Homestead Loss 5,368,522

Other Exemption Loss 8,225,279

TIF Increment Value

Retained TIF Value

Net Assessed Value 211,629,955

Net Assessed Under Protest

* Public Service Protests Values are not included on this report.